

German Elections




Figure 1. May 20th, 1928

National Socialist German Workers' Party

Popular Vote: 2.6%
Seats: 12




Figure 2. September 14, 1930

National Socialist German Workers' Party

Popular Vote: 18.25%
Seats: 107



Figure 3. July 31st, 1932

National Socialist German Workers' Party

Popular Vote: 37.27%
Seats: 230




Figure 4. November 6th, 1932

National Socialist German Workers' Party
 Popular Vote: 33.09%
 Seats: 196



Hitler becomes Chancellor

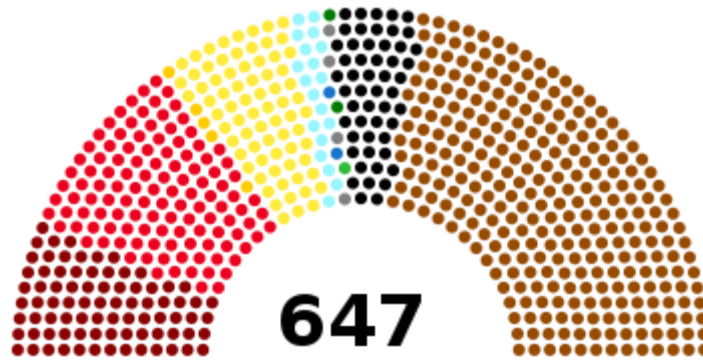
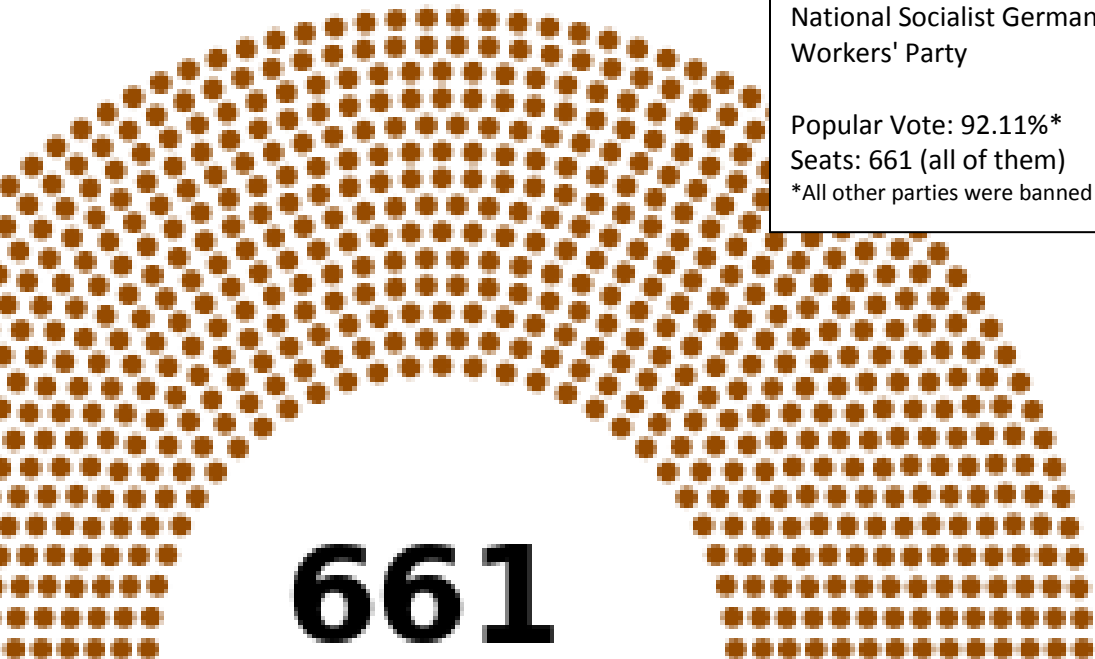


Figure 7. March 5th, 1933

National Socialist German Workers' Party
 Popular Vote: 43.91%
 Seats: 288



Figure 5. President Hindenburg dies in 1934 and the presidency is combined with the chancellor (i.e. Hitler)



National Socialist German Workers' Party
 Popular Vote: 92.11%*
 Seats: 661 (all of them)
 *All other parties were banned

Figure 6. November 12th, 1933